



SUPPORT CLASS RESULTS

YMF R3 CUP

Qualifying

Date: 23/02/18
 Event: Q04
 Weather: Mostly cloudy - Temp: 25.4C
 Track: Dry - Temp: 35.9C

Started at: 16:25:02
 Laps: 15 Min
 Starters: 23
 Printed at: 16:46

PROVISIONAL CLASSIFICATION

Pos	No	Gr	Name	Machine	Fastest Lap	On Lap	Behind Prev	Behind Leader	Top Speed
1	20	?	Hunter FORD (NSW) / Ford Brothers Racing	Yamaha YZF-R3	1:50.394	7 of 8			188
2	44	C	Tom BRAMICH (VIC) / Yamaha / JLT / Nolan / Ricondi / BoardPro / TM Performance	Yamaha YZF-R3	1:50.443	7 of 8	.049	.049	193
3	151	J	Locky TAYLOR (QLD) / LTR Racing	Yamaha YZF-R3	1:50.858	7 of 8	.415	.464	190
4	87	A	Zac LEVY (QLD) / Puma RV'S	Yamaha YZF-R3	1:51.860	3 of 7	1.002	1.466	194
5	43	J	Harry KHOURI (NSW) / Acid Racing / Excite M-sports / Hi-Tec Oils	Yamaha YZF-R3	1:52.362	7 of 7	.502	1.968	181
6	127	J	Max STAUFFER (NSW) / Chris Watson M-cycles / YRD	Yamaha YZF-R3	1:52.886	8 of 8	.524	2.492	184
7	355	C	Laura BROWN (NSW) / WNR / Bitcoin	Yamaha YZF-R3	1:53.044	8 of 8	.158	2.650	187
8	10	J	Callum O'BRIEN (WA) / BANHAMS WA	Yamaha YZF-R3	1:53.772	8 of 8	.728	3.378	183
9	131	D	Ross BEAMES (QLD)	Yamaha YZF-R3	1:53.975	8 of 8	.203	3.581	186
10	36	J	Travis HALL (QLD)	Yamaha YZF-R3	1:54.017	8 of 8	.042	3.623	186
11	58	D	Mitch KUHN (QLD) / Shark Leathers / X-lite Helmets	Yamaha YZF-R3	1:54.202	7 of 8	.185	3.808	184
12	15	J	Bronson Joel PICKETT (WA) / Steves M-cycles / Pete's Harley Services	Yamaha YZF-R3	1:54.640	7 of 8	.438	4.246	181
13	70	J	Troy RYAN (NSW) / Taree Motorcycles / Kenma Australia	Yamaha YZF-R3	1:54.693	6 of 7	.053	4.299	191
14	28	B	Tayla RELPH (QLD) / North Star Yamaha / Earmold Australia	Yamaha YZF-R3	1:54.944	5 of 7	.251	4.550	177
15	308	?	John LYTRAS (QLD)	Yamaha YZF-R3	1:55.664	8 of 8	.720	5.270	181
16	96	C	Jake BRETT (NSW) / Prospect Dental Clinic / BikeBiz	Yamaha YZF-R3	1:56.589	7 of 7	.925	6.195	186
17	47	J	Zylas BUNTING (NSW) / Shark Leathers	Yamaha YZF-R3	1:57.734	7 of 7	1.145	7.340	185
18	410	D	Ryan DADD (QLD) / Shark Leathers / Ride Dynamics	Yamaha YZF-R3	1:57.830	7 of 7	.096	7.436	181
19	17	C	Zane FORD (NSW) / Sydney South Commercial / Sport Savvy Aust.	Yamaha YZF-R3	1:58.088	7 of 7	.258	7.694	174
20	22	D	Keegan PICKERING (NSW) / KYT Helmets / SurNatio/SSR / South Sydney Comm.	Yamaha YZF-R3	1:59.786	5 of 7	1.698	9.392	178
21	27	?	Mark BOTTOMLEY (VIC)	Yamaha YZF-R3	2:04.509	7 of 7	4.723	14.115	163
22	123	C	James WENSEMIUS (NSW) / Puma RV's	Yamaha YZF-R3	2:04.822	5 of 7	.313	14.428	169

Qualifying Time: 2:06.953

Non-qualifiers

DNQ	666	D	Sarah McLEOD (ACT)	Yamaha YZF-R3	2:17.590	1 of 6	12.768	27.196	163
-----	-----	---	--------------------	---------------	----------	--------	--------	--------	-----

Current best lap for R3 class - 1:50.036 by Jack MAHAFFY (VIC) on a Yamaha YZF-R3 set on 07/10/17

*** NON-QUALIFIER TO SEEK PERMISSION FROM CLERK OF COURSE TO START ***

The results are provisional until the end of the time limit for protests and appeals.


 Chief Time Keeper - Scott Laing


 Clerk of Course - Tom Williams



Computime Race Timing Systems Pty Ltd © 1996
 Licensed to Computime Race Timing Systems

COMPUTIME RACE TIMING SYSTEMS PTY LTD
www.computime.com.au

9 Timber Lane, Glen Waverley Vic 3150. Ph: 0418 17 13 17

E-mail: scott@computime.com.au





SUPPORT CLASS RESULTS

YMF R3 CUP Qualifying

Date: 23/02/18
Event: Q04
Weather: Mostly cloudy - Temp: 25.4C
Track: Dry - Temp: 35.9C

Started at: 16:25:02
Laps: 15 Min
Starters: 23
Printed at: 16:46

PROVISIONAL LAP TIMES

No	Name	Lap 1	Lap 2	Lap 3	Lap 4	Lap 5	Lap 6	Lap 7	Lap 8
10	Callum O'BRIEN (WA)	1:57.027	1:56.664	2:06.420	1:55.245	1:54.682	1:54.419	1:54.101	<u>1:53.772</u>
15	Bronson Joel PICKETT (WA)	1:59.135	1:56.538	1:57.063	1:55.779	1:56.570	1:57.050	<u>1:54.640</u>	1:55.885
17	Zane FORD (NSW)	2:01.336	1:59.856	1:59.766	1:58.850	1:58.145	1:58.124	<u>1:58.088</u>	
20	Hunter FORD (NSW)	1:53.866	1:52.973	1:53.362	1:52.996	1:54.992	1:52.688	<u>1:50.394</u>	1:51.065
22	Keegan PICKERING (NSW)	2:02.106	2:01.811	2:00.880	2:00.681	<u>1:59.786</u>	2:00.223	2:01.206	
27	Mark BOTTOMLEY (VIC)	2:07.915	2:06.737	2:06.663	2:06.691	2:05.515	2:04.750	<u>2:04.509</u>	
28	Tayla RELPH (QLD)	1:57.367	1:56.389	1:56.762	1:56.312	<u>1:54.944</u>	1:55.506	1:55.353	
36	Travis HALL (QLD)	1:58.142	1:55.812	1:56.966	1:55.836	1:55.967	1:55.934	1:54.287	<u>1:54.017</u>
43	Harry KHOURI (NSW)	2:42.674	1:58.538	1:54.896	1:54.387	2:49.408	1:57.560	<u>1:52.362</u>	
44	Tom BRAMICH (VIC)	1:53.468	1:53.186	1:51.978	1:54.940	1:51.303	1:51.109	<u>1:50.443</u>	1:50.821
47	Zylas BUNTING (NSW)	1:59.538	1:57.904	1:58.216	1:58.066	1:58.860	1:57.790	<u>1:57.734</u>	
58	Mitch KUHNE (QLD)	1:58.970	1:57.229	1:57.368	1:56.745	1:55.795	1:54.950	<u>1:54.202</u>	1:55.071
70	Troy RYAN (NSW)	1:58.614	1:56.287	1:56.638	2:10.256	1:54.949	<u>1:54.693</u>	1:56.637	
87	Zac LEVY (QLD)	1:52.640	1:52.527	<u>1:51.860</u>	1:53.609	2:37.635	1:57.315	1:52.520	
96	Jake BRETT (NSW)	1:59.550	1:57.191	1:57.267	2:01.432	1:58.188	1:58.399	<u>1:56.589</u>	
123	James WENSEMIUS (NSW)	2:08.417	2:05.820	2:06.956	2:05.803	<u>2:04.822</u>	2:04.903	2:15.133	
127	Max STAUFFER (NSW)	1:56.401	1:54.052	1:53.342	1:52.950	1:53.597	1:54.051	1:53.649	<u>1:52.886</u>
131	Ross BEAMES (QLD)	1:58.067	1:56.284	1:56.150	1:55.736	1:55.637	1:56.551	1:54.237	<u>1:53.975</u>
151	Locky TAYLOR (QLD)	1:53.130	1:52.487	1:51.786	1:53.214	1:55.401	1:51.980	<u>1:50.858</u>	1:51.749
308	John LYTRAS (QLD)	1:59.626	1:59.210	1:57.104	1:57.587	1:59.400	1:57.174	1:56.333	<u>1:55.664</u>
355	Laura BROWN (NSW)	1:58.129	1:53.290	1:53.324	1:53.335	1:54.350	1:54.601	1:54.753	<u>1:53.044</u>
410	Ryan DADD (QLD)	1:59.767	1:57.944	1:57.962	1:58.577	1:58.343	1:58.256	<u>1:57.830</u>	
666	Sarah McLEOD (ACT)	<u>2:17.590</u>	2:18.971	2:20.213	2:21.035	2:22.190	2:21.715		

*** NON-QUALIFIER TO SEEK PERMISSION FROM CLERK OF COURSE TO START ***

The results are provisional until the end of the time limit for protests and appeals.

Chief Time Keeper - Scott Laing

Clerk of Course - Tom Williams



Computime Race Timing Systems Pty Ltd © 1996
Licensed to Computime Race Timing Systems

COMPUTIME RACE TIMING SYSTEMS PTY LTD
www.computime.com.au

9 Timber Lane, Glen Waverley Vic 3150. Ph: 0418 17 13 17

E-mail: scott@computime.com.au





SUPPORT CLASS RESULTS

YMF R3 CUP Qualifying

Date: 23/02/18
Event: Q04
Weather: Mostly cloudy - Temp: 25.4C
Track: Dry - Temp: 35.9C

Started at: 16:25:02
Laps: 15 Min
Starters: 23
Printed at: 16:46

PROVISIONAL SPLIT TIMES

Lap	Split 1	Split 2	Split 3	Split 4	Lap Time	Spd	Lap	Split 1	Split 2	Split 3	Split 4	Lap Time	Spd
10 Callum O'BRIEN (WA) (8th)							22 Keegan PICKERING (NSW) (20th)						
1	28.606	34.092	22.256	32.073	1:57.027	176	1	29.077	35.631	23.357	34.041	2:02.106	178
2	28.247	34.080	22.256	32.081	1:56.664	174	2	29.314	35.633	23.103	33.761	2:01.811	168
3	28.473	43.804	22.452	31.691	2:06.420	174	3	29.323	35.280	23.058	33.219	2:00.880	169
4	27.768	33.863	21.993	31.621	1:55.245	183	4	29.039	35.415	23.039	33.188	2:00.681	167
5	27.772	33.347	21.934	31.629	1:54.682	178	5	28.814	35.135	22.875	32.962	1:59.786	172
6	27.859	33.528	21.825	31.207	1:54.419	178	6	28.798	35.313	22.897	33.215	2:00.223	170
7	27.702	33.294	21.924	31.181	1:54.101	177	7	28.952	35.495	23.112	33.647	2:01.206	169
8	27.097	33.380	21.873	31.422	1:53.772	183	27 Mark BOTTOMLEY (VIC) (21th)						
15 Bronson Joel PICKETT (WA) (12th)							1	29.990	36.603	24.078	37.244	2:07.915	163
1	29.050	34.868	22.660	32.557	1:59.135	178	2	30.472	36.914	24.348	35.003	2:06.737	160
2	27.865	33.970	22.325	32.378	1:56.538	179	3	30.295	36.892	24.159	35.317	2:06.663	161
3	28.637	34.121	22.467	31.838	1:57.063	181	4	30.245	37.001	24.274	35.171	2:06.691	163
4	27.751	34.099	22.241	31.688	1:55.779	177	5	30.148	36.866	23.993	34.508	2:05.515	162
5	27.610	34.287	22.483	32.190	1:56.570	178	6	29.719	36.274	24.346	34.411	2:04.750	163
6	28.050	34.048	22.727	32.225	1:57.050	175	7	29.990	36.217	23.900	34.402	2:04.509	162
7	27.768	33.662	21.865	31.345	1:54.640	180	28 Tayla RELPH (QLD) (14th)						
8	27.503	33.730	22.441	32.211	1:55.885	180	1	28.551	34.265	22.024	32.527	1:57.367	175
17 Zane FORD (NSW) (19th)							2	27.883	34.029	22.297	32.180	1:56.389	176
1	29.424	35.530	22.756	33.626	2:01.336	171	3	28.078	34.299	22.281	32.104	1:56.762	172
2	28.822	35.251	22.765	33.018	1:59.856	172	4	28.167	33.430	22.210	32.505	1:56.312	173
3	28.691	34.976	22.950	33.149	1:59.766	173	5	27.425	33.583	22.050	31.886	1:54.944	177
4	28.660	35.149	22.531	32.510	1:58.850	174	6	27.809	33.784	22.150	31.763	1:55.506	174
5	28.305	34.567	22.586	32.687	1:58.145	174	7	27.616	33.972	22.029	31.736	1:55.353	173
6	28.499	34.521	22.586	32.518	1:58.124	172	36 Travis HALL (QLD) (10th)						
7	28.392	34.672	23.034	31.990	1:58.088	172	1	28.921	34.363	22.757	32.101	1:58.142	182
20 Hunter FORD (NSW) (1st)							2	28.167	34.000	21.977	31.668	1:55.812	177
1	27.424	33.352	21.742	31.348	1:53.866	180	3	28.593	34.144	22.355	31.874	1:56.966	174
2	27.238	33.061	21.644	31.030	1:52.973	177	4	28.646	33.797	21.906	31.487	1:55.836	174
3	27.401	33.265	21.876	30.820	1:53.362	178	5	28.138	33.871	22.329	31.629	1:55.967	176
4	26.923	32.851	22.015	31.207	1:52.996	186	6	28.085	34.958	21.807	31.084	1:55.934	175
5	27.067	33.127	22.440	32.358	1:54.992	182	7	27.650	33.551	21.755	31.331	1:54.287	181
6	27.478	32.542	21.672	30.996	1:52.688	181	8	27.356	33.421	21.822	31.418	1:54.017	186
7	26.439	32.242	21.176	30.537	1:50.394	188	43 Harry KHOURI (NSW) (5th)						
8	26.803	32.403	21.225	30.634	1:51.065	180	1	27.319	33.376	21.644	1:20.335	2:42.674	181

Chief Time Keeper - Scott Laing


Clerk of Course - Tom Williams




Computime Race Timing Systems Pty Ltd © 1996
Licensed to Computime Race Timing Systems
COMPUTIME RACE TIMING SYSTEMS PTY LTD
www.computime.com.au

9 Timber Lane, Glen Waverley Vic 3150. Ph: 0418 17 13 17

E-mail: scott@computime.com.au





SUPPORT CLASS RESULTS

YMF R3 CUP Qualifying

Date: 23/02/18
Event: Q04
Weather: Mostly cloudy - Temp: 25.4C
Track: Dry - Temp: 35.9C

Started at: 16:25:02
Laps: 15 Min
Starters: 23
Printed at: 16:46

PROVISIONAL SPLIT TIMES

Lap	Split 1	Split 2	Split 3	Split 4	Lap Time	Spd	Lap	Split 1	Split 2	Split 3	Split 4	Lap Time	Spd
2	30.344	34.293	22.163	31.738	1:58.538	151	3	28.084	34.094	22.378	32.082	1:56.638	186
3	27.569	33.552	22.046	31.729	1:54.896	176	4	28.342	47.967	22.210	31.737	2:10.256	179
4	27.546	33.302	21.867	31.672	1:54.387	177	5	27.707	33.477	22.085	31.680	1:54.949	182
5	27.440	33.226	22.167	1:26.575	2:49.408	175	6	27.836	33.519	21.936	31.402	1:54.693	182
6	30.778	33.159	21.936	31.687	1:57.560 P		7	27.520	35.434	21.864	31.819	1:56.637	191
7	27.315	32.852	21.529	30.666	1:52.362	178							
44 Tom BRAMICH (VIC) (2nd)							87 Zac LEVY (QLD) (4th)						
1	27.518	33.056	21.490	31.404	1:53.468	179	1	26.993	33.012	21.257	31.378	1:52.640	188
2	27.103	33.152	22.005	30.926	1:53.186	182	2	27.210	32.955	21.469	30.893	1:52.527	181
3	26.915	32.491	21.343	31.229	1:51.978	182	3	27.160	32.464	21.319	30.917	1:51.860	183
4	26.859	34.188	22.267	31.626	1:54.940	184	4	27.533	33.269	22.121	30.686	1:53.609	184
5	26.721	32.452	21.453	30.677	1:51.303	183	5	26.799	33.081	22.029	1:15.726	2:37.635	194
6	26.731	32.628	21.322	30.428	1:51.109	181	6	31.183	33.377	21.914	30.841	1:57.315 P	
7	26.612	32.499	21.147	30.185	1:50.443	193	7	26.942	32.785	21.857	30.936	1:52.520	186
8	26.304	32.616	21.333	30.568	1:50.821	187	96 Jake BRETT (NSW) (16th)						
							1	29.588	34.897	22.472	32.593	1:59.550	175
							2	28.538	33.828	22.294	32.531	1:57.191	185
							3	28.149	34.256	22.367	32.495	1:57.267	177
							4	28.710	37.380	22.591	32.751	2:01.432	174
							5	28.133	34.769	22.771	32.515	1:58.188	178
							6	28.610	34.138	22.830	32.821	1:58.399	186
							7	27.998	34.076	22.252	32.263	1:56.589	179
47 Zylas BUNTING (NSW) (17th)							123 James WENSEMIUS (NSW) (22th)						
1	29.656	34.548	22.748	32.586	1:59.538	176	1			3:05.379	36.397	3:41.776	
2	28.629	34.312	22.612	32.351	1:57.904	185	2	31.564	37.137	24.839	34.877	2:08.417	162
3	28.703	34.198	22.815	32.500	1:58.216	183	3	30.616	36.866	23.923	34.415	2:05.820	164
4	28.918	34.473	22.581	32.094	1:58.066	181	4	31.037	36.684	24.772	34.463	2:06.956	167
5	28.742	34.146	22.783	33.189	1:58.860	180	5	30.134	36.559	24.488	34.622	2:05.803	165
6	29.009	34.041	22.418	32.322	1:57.790	184	6	30.082	36.795	23.879	34.066	2:04.822	165
7	28.866	33.950	22.605	32.313	1:57.734	179	7	29.956	36.873	24.182	33.892	2:04.903	166
							8	29.620	46.640	24.616	34.257	2:15.133	169
58 Mitch KUHNE (QLD) (11th)							127 Max STAUFFER (NSW) (6th)						
1	29.221	34.818	22.690	32.241	1:58.970	178	1	28.674	33.803	21.904	32.020	1:56.401	175
2	28.491	34.362	22.536	31.840	1:57.229	176	2	27.791	33.200	21.751	31.310	1:54.052	177
3	28.792	34.162	22.384	32.030	1:57.368	172	3	27.474	32.990	21.638	31.240	1:53.342	178
4	28.161	34.576	22.145	31.863	1:56.745	182	4	27.404	33.144	21.505	30.897	1:52.950	181
5	28.013	33.620	22.201	31.961	1:55.795	174							
6	27.723	33.673	22.045	31.509	1:54.950	183							
7	27.619	33.556	21.761	31.266	1:54.202	184							
8	27.500	33.512	21.839	32.220	1:55.071	184							
70 Troy RYAN (NSW) (13th)													
1	29.096	34.594	22.582	32.342	1:58.614	177							
2	28.098	33.998	22.292	31.899	1:56.287	177							

Chief Time Keeper - Scott Laing

Clerk of Course - Tom Williams



Computime Race Timing Systems Pty Ltd © 1996
Licensed to Computime Race Timing Systems
COMPUTIME RACE TIMING SYSTEMS PTY LTD
www.computime.com.au

9 Timber Lane, Glen Waverley Vic 3150. Ph: 0418 17 13 17

E-mail: scott@computime.com.au





SUPPORT CLASS RESULTS

YMF R3 CUP Qualifying

Date: 23/02/18
Event: Q04
Weather: Mostly cloudy - Temp: 25.4C
Track: Dry - Temp: 35.9C

Started at: 16:25:02
Laps: 15 Min
Starters: 23
Printed at: 16:46

PROVISIONAL SPLIT TIMES

Lap	Split 1	Split 2	Split 3	Split 4	Lap Time	Spd	Lap	Split 1	Split 2	Split 3	Split 4	Lap Time	Spd
5	27.216	32.975	21.986	31.420	1:53.597	184	7	29.053	33.115	22.226	31.939	1:56.333	178
6	28.016	33.230	21.706	31.099	1:54.051	179	8	28.263	33.341	22.086	31.974	1:55.664	173
7	27.572	32.888	21.601	31.588	1:53.649	177	355 Laura BROWN (NSW) (7th)						
8	27.439	32.716	21.541	31.190	1:52.886	177	1	29.673	34.205	22.020	32.231	1:58.129	163
131 Ross BEAMES (QLD) (9th)							2	27.692	33.113	21.585	30.900	1:53.290	181
1	28.645	34.441	22.510	32.471	1:58.067	171	3	27.246	32.977	21.794	31.307	1:53.324	186
2	28.025	33.742	22.343	32.174	1:56.284	179	4	27.392	33.028	21.707	31.208	1:53.335	182
3	27.855	34.125	22.267	31.903	1:56.150	176	5	27.358	33.247	21.776	31.969	1:54.350	185
4	27.972	33.576	22.451	31.737	1:55.736	176	6	28.161	33.071	21.909	31.460	1:54.601	187
5	27.132	33.643	22.462	32.400	1:55.637	181	7	27.804	33.501	21.769	31.679	1:54.753	182
6	28.046	33.810	22.486	32.209	1:56.551	186	8	27.352	32.969	21.629	31.094	1:53.044	179
7	27.297	33.724	21.900	31.316	1:54.237	182	410 Ryan DADD (QLD) (18th)						
8	27.238	33.333	21.940	31.464	1:53.975	180	1	29.818	34.925	22.599	32.425	1:59.767	164
151 Locky TAYLOR (QLD) (3rd)							2	28.589	34.291	22.529	32.535	1:57.944	178
1	27.486	32.623	21.285	31.736	1:53.130	179	3	28.518	34.460	22.574	32.410	1:57.962	176
2	27.113	33.060	21.538	30.776	1:52.487	188	4	28.972	34.679	22.616	32.310	1:58.577	179
3	26.840	32.870	21.517	30.559	1:51.786	188	5	28.311	34.473	22.591	32.968	1:58.343	174
4	27.578	33.334	21.596	30.706	1:53.214	183	6	28.896	34.764	22.588	32.008	1:58.256	181
5	27.019	33.042	23.247	32.093	1:55.401	190	7	28.601	34.088	22.664	32.477	1:57.830	175
6	27.800	32.356	21.279	30.545	1:51.980	182	666 Sarah McLEOD (ACT) (DNQ)						
7	26.926	32.397	21.194	30.341	1:50.858	183	1	32.884	40.700	26.355	37.651	2:17.590	163
8	27.036	32.229	21.356	31.128	1:51.749	185	2	33.020	41.152	26.701	38.098	2:18.971	162
308 John LYTRAS (QLD) (15th)							3	33.791	41.419	26.597	38.406	2:20.213	160
1	29.987	34.139	22.687	32.813	1:59.626	169	4	34.056	42.044	27.002	37.933	2:21.035	157
2	29.103	34.754	22.943	32.410	1:59.210	173	5	34.802	42.538	26.930	37.920	2:22.190	154
3	28.622	33.813	22.330	32.339	1:57.104	181	6	34.333	41.101	27.207	39.074	2:21.715	157
4	28.829	33.739	22.281	32.738	1:57.587	176							
5	28.448	33.523	22.276	35.153	1:59.400	177							
6	28.902	33.814	22.239	32.219	1:57.174	175							

*** NON-QUALIFIER TO SEEK PERMISSION FROM CLERK OF COURSE TO START ***

The results are provisional until the end of the time limit for protests and appeals.

Chief Time Keeper - Scott Laing

Clerk of Course - Tom Williams




Computime Race Timing Systems Pty Ltd © 1996
Licensed to Computime Race Timing Systems

COMPUTIME RACE TIMING SYSTEMS PTY LTD
www.computime.com.au

9 Timber Lane, Glen Waverley Vic 3150. Ph: 0418 17 13 17

E-mail: scott@computime.com.au





SUPPORT CLASS RESULTS

YMF R3 CUP Qualifying

Date: 23/02/18
Event: Q04
Weather: Mostly cloudy - Temp: 25.4C
Track: Dry - Temp: 35.9C

Started at: 16:25:02
Laps: 15 Min
Starters: 23
Printed at: 16:46

PROVISIONAL FASTEST LAPS SEQUENCE

Race Time	No	Name	Machine	Fastest Lap	On Lap
4:40.236	10	Callum O'BRIEN (WA)	Yamaha YZF-R3	1:57.027	1
4:55.790	127	Max STAUFFER (NSW)	Yamaha YZF-R3	1:56.401	1
5:03.196	20	Hunter FORD (NSW)	Yamaha YZF-R3	1:53.866	1
5:05.111	87	Zac LEVY (QLD)	Yamaha YZF-R3	1:52.640	1
6:57.638	87	Zac LEVY (QLD)	Yamaha YZF-R3	1:52.527	2
6:57.790	151	Locky TAYLOR (QLD)	Yamaha YZF-R3	1:52.487	2
8:49.498	87	Zac LEVY (QLD)	Yamaha YZF-R3	1:51.860	3
8:49.576	151	Locky TAYLOR (QLD)	Yamaha YZF-R3	1:51.786	3
12:47.352	44	Tom BRAMICH (VIC)	Yamaha YZF-R3	1:51.303	5
14:38.461	44	Tom BRAMICH (VIC)	Yamaha YZF-R3	1:51.109	6
16:20.601	20	Hunter FORD (NSW)	Yamaha YZF-R3	1:50.394	7

*** NON-QUALIFIER TO SEEK PERMISSION FROM CLERK OF COURSE TO START ***

The results are provisional until the end of the time limit for protests and appeals.

Chief Time Keeper - Scott Laing

Clerk of Course - Tom Williams




Computime Race Timing Systems Pty Ltd © 1996
Licensed to Computime Race Timing Systems

COMPUTIME RACE TIMING SYSTEMS PTY LTD
www.computime.com.au

9 Timber Lane, Glen Waverley Vic 3150. Ph: 0418 17 13 17

E-mail: scott@computime.com.au





SUPPORT CLASS RESULTS

YMF R3 CUP

Qualifying

Date: 23/02/18
 Event: Q04
 Weather: Mostly cloudy - Temp: 25.4C
 Track: Dry - Temp: 35.9C

Started at: 16:25:02
 Laps: 15 Min
 Starters: 23
 Printed at: 16:46

PROVISIONAL BEST PARTIAL TIMES

Pos	Split 1		Split 2		Split 3		Split 4		LAP		Ideal	Fastest
	Name	Time	Name	Time	Name	Time	Name	Time	Name			
1	T. BRAMICH	26.304	L. TAYLOR	32.229	T. BRAMICH	21.147	T. BRAMICH	30.185	T. BRAMICH	1:50.088	1:50.443	
2	H. FORD	26.439	H. FORD	32.242	H. FORD	21.176	L. TAYLOR	30.341	H. FORD	1:50.394	1:50.394	
3	Z. LEVY	26.799	T. BRAMICH	32.452	L. TAYLOR	21.194	H. FORD	30.537	L. TAYLOR	1:50.604	1:50.858	
4	L. TAYLOR	26.840	Z. LEVY	32.464	Z. LEVY	21.257	H. KHOURI	30.666	Z. LEVY	1:51.206	1:51.860	
5	C. O'BRIEN	27.097	M. STAUFFER	32.716	M. STAUFFER	21.505	Z. LEVY	30.686	M. STAUFFER	1:52.334	1:52.886	
6	R. BEAMES	27.132	H. KHOURI	32.852	H. KHOURI	21.529	M. STAUFFER	30.897	H. KHOURI	1:52.362	1:52.362	
7	M. STAUFFER	27.216	L. BROWN	32.969	L. BROWN	21.585	L. BROWN	30.900	L. BROWN	1:52.700	1:53.044	
8	L. BROWN	27.246	J. LYTRAS	33.115	T. HALL	21.755	T. HALL	31.084	C. O'BRIEN	1:53.397	1:53.772	
9	H. KHOURI	27.315	C. O'BRIEN	33.294	M. KUHNE	21.761	C. O'BRIEN	31.181	T. HALL	1:53.616	1:54.017	
10	T. HALL	27.356	R. BEAMES	33.333	C. O'BRIEN	21.825	M. KUHNE	31.266	R. BEAMES	1:53.681	1:53.975	
11	T. RELPH	27.425	T. HALL	33.421	T. RYAN	21.864	R. BEAMES	31.316	M. KUHNE	1:54.039	1:54.202	
12	M. KUHNE	27.500	T. RELPH	33.430	B. PICKETT	21.865	B. PICKETT	31.345	T. RYAN	1:54.263	1:54.693	
13	B. PICKETT	27.503	T. RYAN	33.477	R. BEAMES	21.900	T. RYAN	31.402	B. PICKETT	1:54.375	1:54.640	
14	T. RYAN	27.520	M. KUHNE	33.512	T. RELPH	22.024	T. RELPH	31.736	T. RELPH	1:54.615	1:54.944	
15	J. BRETT	27.998	B. PICKETT	33.662	J. LYTRAS	22.086	J. LYTRAS	31.939	J. LYTRAS	1:55.403	1:55.664	
16	J. LYTRAS	28.263	J. BRETT	33.828	J. BRETT	22.252	Z. FORD	31.990	J. BRETT	1:56.341	1:56.589	
17	Z. FORD	28.305	Z. BUNTING	33.950	Z. BUNTING	22.418	R. DADD	32.008	R. DADD	1:56.936	1:57.830	
18	R. DADD	28.311	R. DADD	34.088	R. DADD	22.529	Z. BUNTING	32.094	Z. BUNTING	1:57.091	1:57.734	
19	Z. BUNTING	28.629	Z. FORD	34.521	Z. FORD	22.531	J. BRETT	32.263	Z. FORD	1:57.347	1:58.088	
20	K. PICKERING	28.798	K. PICKERING	35.135	K. PICKERING	22.875	K. PICKERING	32.962	K. PICKERING	1:59.770	1:59.786	
21	J. WENSEMIU	29.620	M. BOTTOML	36.217	J. WENSEMIU	23.879	J. WENSEMIU	33.892	J. WENSEMIU	2:03.950	2:04.822	
22	M. BOTTOML	29.719	J. WENSEMIU	36.559	M. BOTTOML	23.900	M. BOTTOML	34.402	M. BOTTOML	2:04.238	2:04.509	
23	S. McLEOD	32.884	S. McLEOD	40.700	S. McLEOD	26.355	S. McLEOD	37.651	S. McLEOD	2:17.590	2:17.590	

*** NON-QUALIFIER TO SEEK PERMISSION FROM CLERK OF COURSE TO START ***

The results are provisional until the end of the time limit for protests and appeals.


 Chief Time Keeper - Scott Laing


 Clerk of Course - Tom Williams




Computime Race Timing Systems Pty Ltd © 1996
 Licensed to Computime Race Timing Systems

COMPUTIME RACE TIMING SYSTEMS PTY LTD
www.computime.com.au

9 Timber Lane, Glen Waverley Vic 3150. Ph: 0418 17 13 17

E-mail: scott@computime.com.au





SUPPORT CLASS RESULTS

YMF R3 CUP

Date: 23/02/18
 Event: Q04
 Weather: Mostly cloudy - Temp: 25.4C
 Track: Dry - Temp: 35.9C

Started at: 16:25:02
 Laps: 15 Min
 Starters: 23
 Printed at: 16:46

PROVISIONAL GRID SHEET



1	20	1	H. FORD 1:50.394	44	2	T. BRAMICH 1:50.443	151	3	L. TAYLOR 1:50.858
2	87	4	Z. LEVY 1:51.860	43	5	H. KHOURI 1:52.362	127	6	M. STAUFFER 1:52.886
3	355	7	L. BROWN 1:53.044	10	8	C. O'BRIEN 1:53.772	131	9	R. BEAMES 1:53.975
4	36	10	T. HALL 1:54.017	58	11	M. KUHNE 1:54.202	15	12	B. PICKETT 1:54.640
5	70	13	T. RYAN 1:54.693	28	14	T. RELPH 1:54.944	308	15	J. LYTRAS 1:55.664
6	96	16	J. BRETT 1:56.589	47	17	Z. BUNTING 1:57.734	410	18	R. DADD 1:57.830
7	17	19	Z. FORD 1:58.088	22	20	K. PICKERING 1:59.786	27	21	M. BOTTOMLEY 2:04.509
8	123	22	J. WENSEMIU 2:04.822						

*** NON-QUALIFIER TO SEEK PERMISSION FROM CLERK OF COURSE TO START ***

The results are provisional until the end of the time limit for protests and appeals.


 Chief Time Keeper - Scott Laing


 Clerk of Course - Tom Williams



Computime Race Timing Systems Pty Ltd © 1996
 Licensed to Computime Race Timing Systems
COMPUTIME RACE TIMING SYSTEMS PTY LTD
www.computime.com.au

9 Timber Lane, Glen Waverley Vic 3150. Ph: 0418 17 13 17

E-mail: scott@computime.com.au

